

A MESSAGE FROM  
THE DIRECTOR  
OF THE  
NEW YORK LOTTERY

Margaret R. DeFrancisco  
Director, New York Lottery



Fiscal year 2001-02 marked a milestone in the history of the New York Lottery. It was the year we broke the \$21 billion mark in the total amount of revenue raised (since 1967) to support education in New York State. Fiscal year '01-'02 was also a year of record Lottery sales, which totaled more than \$4.75 billion. And, it was a year of record revenues totaling more than \$1.58 billion to be used to support school districts across the Empire State.

Many New Yorkers find it hard to believe that a single state agency comprised of fewer than 325 full-time employees can contribute so much to help support a cause that is so vital to the State's future. That cause, of course, is education. Our success comes as no surprise to the dedicated men and women of the New York Lottery. Our determination, combined with our strong strategic business plan and a constantly changing mix of exciting new games and promotions, is what enables us to meet, and for the third year in a row, to exceed our revenue mandate.

In addition to our revenue contributions, the Lottery supports a number of innovative educational programs as a means of staying in touch with the school districts we serve year-round. These programs recognize the contributions of our educators, celebrate the accomplishments of our children, and nurture the belief that learning is a lifelong endeavor.

Please check inside to see how much Lottery revenue your community received in the past fiscal year. Take a look at the charts that answer our two most commonly asked questions: where do New York Lottery sales go and where do schools get their money? If you still have questions, I invite you to visit [www.nylottery.org](http://www.nylottery.org) or call us at 518-388-3415.

Thank you for your continued support of the New York Lottery.

Very truly yours,

*Margaret R. DeFrancisco*

Margaret R. DeFrancisco

NEW YORK LOTTERY  
FINANCIAL SUMMARY

**Statements of Revenue and Expenses**  
Years ended March 31, 2002 and 2001  
(\$ in thousands)

	2002	2001
<b>Income from Operations</b>		
Ticket sales	4,753,618	4,185,330
Prize expenses	(2,664,143)	(2,273,582)
Retailer commissions	(384,344)	(350,157)
Contractor fees	(118,629)	(104,810)
Instant ticket printing expense	(15,476)	(12,373)
Gross profit on ticket sales	1,671,026	1,544,408
Administrative expenses	(91,816)	(98,598)
Income from operations	1,579,210	1,445,810
Non-operating income:		
Investment income	65,506	219,081
Indirect prize expense	(65,506)	(219,081)
Other revenue, net	367	1,089
Total non-operating income	367	1,089
Net income and required allocation to education	1,579,577	1,446,899

**Statements of Assets and Liabilities**  
Years ended March 31, 2002 and 2001  
(\$ in thousands)


	2002	2001
<b>Assets</b>		
Current assets:		
Cash and cash equivalents	181,325	182,873
Accounts receivable, net	284,215	211,859
Investments	218,389	213,394
Instant game ticket inventory	7,966	5,089
Total current assets	691,895	613,215
Long-term investments	1,389,151	1,502,833
Equipment and leasehold improvements, net of accumulated depreciation and amortization	165	230
Total assets	2,081,211	2,116,278
<b>Liabilities</b>		
Current liabilities:		
Prizes payable	217,550	212,445
Unclaimed and future prizes	382,283	383,930
Due to education	133,662	115,582
Due to administration	6,712	11,656
Deferred revenue	8,697	8,193
Other payables and liabilities	38,656	27,969
Total current liabilities	787,560	759,775
Long-term prizes payable	1,293,651	1,356,503
Commitments and contingencies		
Total liabilities	2,081,211	2,116,278



Questions or comments, please write to the Lottery's main office:  
New York Lottery, One Broadway Center, PO Box 7500,  
Schenectady, NY 12301-7500  
518-388-3300 or visit us at [www.nylottery.org](http://www.nylottery.org)  
©2002 New York Lottery. You must be 18 years or older to play Lottery games.  
The New York Lottery's financial statements are audited by KPMG, LLP



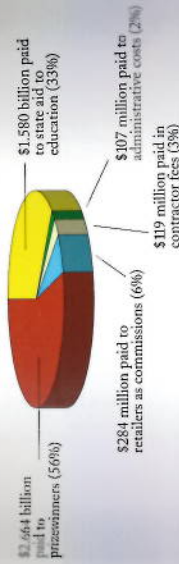
EDUCATING LEADERS  
OF TOMORROW



# INVESTING IN THE FUTURE

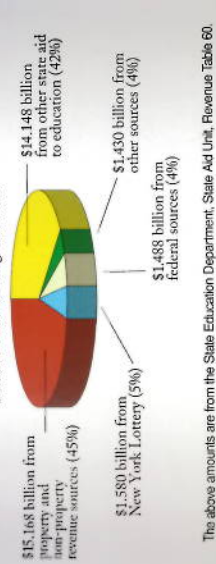
## Where do New York Lottery sales go?

Fiscal Year 2001-02



## Where do schools get their money?

School Year ending 2001-02



The above amounts are from the State Education Department, State Aid Unit, Revenue Table 60.

# HOW MUCH DID YOUR COUNTY RECEIVE?

FISCAL YEAR 2001-02

COUNTY	LOTTERY AID	COUNTY	LOTTERY AID
Albany County	\$18,502,353.08	Niagara County	\$23,395,670.29
Allegany County	\$6,657,291.65	Oneida County	\$27,589,611.85
Broome County	\$22,815,819.92	Onondaga County	\$50,369,076.39
Cattaraugus County	\$12,721,926.74	Ontario County	\$11,179,126.07
Cayuga County	\$8,635,340.81	Orleans County	\$6,522,287.26
Chemung County	\$17,678,385.20	Oswego County	\$16,068,714.79
Chemung County	\$10,499,831.11	Otsego County	\$6,561,849.50
Chenango County	\$8,229,627.70	Putnam County	\$5,123,227.82
Columbia County	\$9,279,852.17	Rensselaer County	\$15,159,380.42
Columbia County	\$4,221,216.54	Rockland County	\$9,626,919.40
Columbia County	\$5,869,511.91	St. Lawrence County	\$13,749,744.09
Columbia County	\$4,147,576.72	Saratoga County	\$19,849,955.70
Columbia County	\$21,598,491.26	Schenectady County	\$13,007,849.15
Columbia County	\$86,973,660.87	Schoharie County	\$3,667,368.99
Columbia County	\$1,735,121.46	Schoharie County	\$1,918,166.77
Columbia County	\$6,219,583.92	Schoharie County	\$3,733,074.49
Columbia County	\$7,099,645.69	Seneca County	\$14,188,253.74
Columbia County	\$8,102,387.38	Stauben County	\$108,018,135.40
Columbia County	\$3,443,777.24	Suffolk County	\$4,815,429.60
Columbia County	\$10,590.00	Sullivan County	\$4,815,429.60
Columbia County	\$8,591,422.68	Tioga County	\$7,627,520.23
Columbia County	\$13,930,314.70	Tompkins County	\$7,388,855.33
Columbia County	\$3,704,933.84	Ulster County	\$13,640,123.10
Columbia County	\$7,370,913.22	Warren County	\$5,171,046.63
Columbia County	\$8,825,659.13	Washington County	\$7,764,386.62
Columbia County	\$74,153,851.94	Wayne County	\$13,255,736.96
Columbia County	\$6,142,461.48	Westchester County	\$29,784,891.40
Columbia County	\$52,416,334.55	Wyoming County	\$4,384,755.17
Columbia County	\$602,697,842.31	Yates County	\$1,702,931.86

The above amounts are based on the New York State Education Department's Division of Aid to Localities for Education from the State Lottery Fund as stated in the New York State Budget. For a complete listing contact the Lottery Press & Community Relations office at 318-388-3413. Excludes from Queens, Kings, New York and Richmond Counties.



The New York Lottery is the major supporter of the Empire State Games, the largest state-run amateur athletic competition in the country. The Games embody Governor George Pataki's belief that learning doesn't take place solely in the classroom, but in gyms and on athletic fields as well. The Games promote the values of hard work and fair play.

## The Education Bus



The Lottery Education Bus is a mobile display that travels across New York, going to schools and community events, offering kids of all ages a fun, inviting way to learn about our State's past, present and future. The interactive displays on board the Education Bus celebrate the people and places that make New York the Empire State. Past exhibits include a tribute to Theodore Roosevelt and a celebration of the 175th anniversary of the Erie Canal. The current display explores New York's role in the Underground Railroad. **This program concludes November 30, 2003.**



The New York Lottery Winter Achievers Program challenges New York's 6th through 8th grade students to write an essay to showcase their personal experiences and achievements as young participants in sports. The program highlights the positive impact that sports has on the lives of New York's young people. For a complete list of 2003 Winter Achievers, visit [www.nylottery.org](http://www.nylottery.org).

## Education Wins!



The Education Wins! program helps ensure that every New York school is equipped with state-of-the-art computer equipment to help our children succeed in the 21st century. The Lottery conducts special Education Wins! drawings throughout the year at community events as well as press events for Lottery winners of \$1 million or more. **This program concludes March 31, 2003.**

*In addition to the revenues contributed to New York State Aid to Education, the Lottery supports a number of programs and special events that encourage academic excellence, recognize outstanding educators and highlight the benefits of healthy competition.*



## Leaders of Tomorrow SCHOLARSHIPS

The Leaders of Tomorrow Scholarship program is the Lottery's largest education initiative. The program offers a \$4,000 college scholarship paid in \$1,000 annual increments to one graduating senior from every high school in New York State. The scholarship may be applied towards the cost of attendance at any New York accredited college, university, trade school or community college. For a complete list of 2002 scholarship recipients, visit [www.nylottery.org](http://www.nylottery.org).

## Educator of the Week



The New York Lottery Educator of the Week program publicly recognizes the accomplishments of the State's outstanding teachers and administrators. The Lottery partners with TV stations statewide to broadcast the winning efforts of the educators right in their own communities. For a complete list of New York Lottery Educator of the Week TV stations, visit [www.nylottery.org](http://www.nylottery.org). **This program concludes June, 2003.**